






SUBJECT GCSE French Year 10 LP4

<p>This half term: Skills, Knowledge and Understanding to be developed:</p> <p>Skills: Students will be able to write and speak in different tenses about the theme of Wales and the World, more notably the sub-theme Areas of interest, specifically home and locality: Local areas of interest and transport and the theme of Identity and Culture, more notably the sub-theme Youth Culture, specifically technology and social media. They will be able to understand listening and reading texts on local areas of interest and transport and technology and social media.</p> <p>Knowledge: Students will learn key vocabulary and structures for speaking and writing in different tenses about local areas of interest and transport and technology and social media. They will consolidate and extend their knowledge of sentence patterns and grammatical concepts, expressing opinions and providing justification.</p> <p>Understanding: Students will demonstrate their knowledge and understanding through the production of extended written and spoken responses covering the different tenses. They will be able to extract and explain key points and information in listening and reading texts. Students will develop their understanding of grammar and complete a variety of exam-style questions applying their understanding in all four skills.</p> <p>Literacy focus: Correct spelling and punctuation, accuracy and grammar, with particular attention to the correct use of tenses, accurate spellings, including correct use of accents and apostrophes.</p>		<p>Key Terms / Words:</p> <p><i>Ma région, les avantages et les inconvénients, le weekend dernier, c'était, le weekend prochain, ce sera, ma ville idéale/mon village idéal serait/ne serait pas, aurait/n'aurait pas de ...</i></p> <p><i>Tchatter, clavarder, envoyer des textos, surfer sur Internet (m), télécharger, texter, utiliser, pour ou contre, connexion sur Internet l'iPad (m.), l'iPhone, l'iPod (m.), le jeu électronique, le jeu vidéo, l'ordinateur, le portable, la tablette, le texto, les nouvelles technologies.</i></p>	
<p>LP 4 – Week 1 Learning Outcomes:</p> <p>1. Students will be able to understand and discuss the advantages and disadvantages of town versus country, extracting main details and adapting language from brochure-type texts to describe local city/town/village.</p> <p>2. Students will be able to talk about their activities in their town/village last weekend.</p>		<p>Success Criteria:</p> <p>1. Talk about the advantages and disadvantages of different places.</p> <p>2. Accurately use the perfect tense and the imperfect tense to talk about recent activities in local area.</p>	<p>Homework LP4 1</p> <p>Complete APP revision sheet. APP preparation.</p>
<p>LP 4 – Week 2 Learning Outcomes:</p> <p>1. Students will be able to apply and demonstrate new skills, knowledge and understanding in APP.</p> <p>2. Students will be able to talk about what they are going to do in their town/village next weekend</p> <p>3. Students will be able to talk about their ideal town/village, explaining where they would like to live in the future, providing supporting reasons.</p> <p>4. Students will be able to write effectively in paragraphs about their local area, conveying ideas using clear, concise and accurate language.</p>	 <div style="border: 1px solid blue; padding: 2px; width: 60px; margin: 5px auto;">APP1</div> <div style="border: 1px solid red; padding: 2px; width: 60px; margin: 5px auto;">Grade:</div>	<p>Success Criteria:</p> <p>1. APP – Show knowledge and understanding and apply skills effectively.</p> <p>2. Accurately use the future tense to talk about next weekend in local area.</p> <p>3. Accurately use the conditional tense to talk about ideal town/village.</p>	<p>Homework LP4 2</p> <p>Write-up of 2-3 minute presentation entitled “Là, où j’habite”, in response to the guided questions. *? (Carried over from LP3)</p>
<p>LP 4 – Week 3 Learning Outcomes:</p> <p>1. Students will be able to understand and use key language associated with technology.</p> <p>2. Students will be able to explain how and why they use technology, demonstrating a range of full sentences, including a variety of verbs, opinions and supporting reasons.</p>		<p>Success Criteria:</p> <p>1. Identify and use key vocabulary and structures to talk about technology.</p> <p>2. Use and demonstrate accurate application of key vocabulary and structures to explain personal use of technology.</p>	<p>Homework LP4 3</p> <p>Learn key phrases about technology for written test.</p>

<p>LP 4 – Week 4 Learning Outcomes:</p> <p>1. Students will be able to understand and use positive and negative opinions to highlight the advantages and disadvantages of technology.</p> <p>2. Students will be able to explain whether they are for or against using different forms of technology and understand the views of others.</p>		<p>Success Criteria:</p> <p>1. Demonstrate sound understanding of positive and negative opinions about the different uses of technology.</p> <p>2. Express own opinions about technology and understand the opinions of others.</p>	<p>Homework LP4 4</p> <p>Complete SA revision sheet. SA preparation.</p>
<p>LP 4 – Week 5 Learning Outcomes:</p> <p>1. Students will be able to apply and demonstrate new skills, knowledge and understanding acquired during this half term in Summative Assessment (SA).</p>	 <div style="border: 2px solid blue; padding: 2px; width: fit-content; margin: 5px 0;">LP4 SA</div> <div style="border: 2px solid red; padding: 2px; width: fit-content; margin: 5px 0;">Grade:</div>	<p>Success Criteria:</p> <p>1. SUMMATIVE ASSESSMENT. Show Demonstrate knowledge and understanding of key language and effectively apply skills in SA.</p>	<p>Homework LP4 5</p> <p>Produce a mind map featuring key language relating to technology acquired to date.</p>
<p>LP 4 – Week 6 Learning Outcomes:</p> <p>1 Students will be able to understand and use key language associated with mobile phone usage, expressing their opinions and discussing the advantages and disadvantages of mobile phones.</p> <p>2. Students will be able to produce a paragraph in French about their uses of technology and their mobile phones.</p> <p>3. Students will be able to take part in all elements of the GCSE Speaking Unit 1, focusing on the sub-sub-theme of technology and social media:</p> <ul style="list-style-type: none"> - a Role Play - a Photo Card Discussion - a Conversation 		<p>Success Criteria:</p> <p>1. Understand and apply new vocabulary and structures to discuss the advantages and disadvantages of mobile phones.</p> <p>2. Describe and explain own use of technology and mobile phone, providing opinions and reasons.</p> <p>3. Successfully participate in a Role Play, Photo Card Discussion and Conversation.</p>	<p>Homework LP4 6</p> <p>Write-up of answers to guided questions for conversation (approx. 3 minutes) on technology and social media.</p>

PLEASE NOTE, THIS LEARNING PROGRAMME IS SUBJECT TO CHANGE.