



This half term: Skills, Knowledge and Understanding to be developed:




## Unit 1: What were the causes and consequences of the sinking of Titanic?

- Students will be able to explain why Titanic was such a remarkable ship, compare the facilities the ship offered passengers from each social class and be able to describe the events that led to the sinking of Titanic.
- Students will know key facts and keywords about the events of the features of Titanic, the events of the 14<sup>th</sup> April 1912 and the theories for why certain individuals have been blamed for the sinking.
- Students will demonstrate their understanding by analysing sources, completing comprehension and fact-file tasks, creating an advertisement for Titanic's maiden voyage and describing the sinking of the ship in a story-board format.

### Key Terms:

Titanic, lifeboats, rivets, luxury, Edward Smith, lookouts, iceberg, White Star Line. Binoculars, starboard, water-tight compartments

<p><b>LP 1 – Week 1 - Learning Outcomes:</b></p> <p>1. <b>Students will know</b> the themes that will be taught in the Year 9 course, the department's expectations and its teaching strategies.</p>		<p><b>Success criteria:</b></p> <p style="text-align: center;">n/a</p>	<p><b>Homework LP1 1</b></p>
<p><b>LP 1 – Week 2 - Learning Outcomes:</b></p> <p>1. <b>Students will be able to</b> complete a 20<sup>th</sup> century timeline by placing historical events in their correct <u>chronological</u> order.</p> <p><b>"Numeracy Element": Students will learn how to organise events using timelines"</b></p> <p><b>Literacy focus: RA4</b> <b>Literacy focus: OS2</b></p> <p><b>UNIT 1: WHAT WERE THE CAUSES AND CONSEQUENCES OF THE SINKING OF TITANIC?</b></p> <p>2. <b>Students will</b> define key <u>terminology</u> and gather and summarise relevant information to complete a fact-file on the origins and features of Titanic.</p>		<p><b>Success criteria:</b></p> <p>To place the 20<sup>th</sup> century events in their correct chronological order</p>	<p><b>Homework LP1 2</b></p> <p><b>Students will use trusted websites to research for information on key 20<sup>th</sup> century events from the clues given.</b></p> <p><b>Digital competence: 3.1</b></p>
<p><b>LP 1 – Week 3 - Learning Outcomes:</b></p> <p>1. <b>Students will</b> complete a comprehension task to <u>explain</u> why Titanic was built.</p> <p><b>Literacy focus: RA3</b> <b>Literacy focus: OS2</b></p>		<p><b>Success criteria:</b></p> <p>To explain the reasons for Bruce Ismay's decision to build Titanic</p>	<p><b>Homework LP1 3</b></p> <p>Revise for APP – complete revision sheet</p>
<p><b>LP 1 – Week 4 - Learning Outcomes:</b></p> <p>1. <b>Students will complete the APP.</b> <b>Students will be able to</b> <u>analyse</u> and categorise sources of information to record details of the design, features and passengers of Titanic.</p> <p>2. <b>Students will be able to</b> <u>describe</u> the facilities that Titanic offered passengers from each social class.</p>	<div style="border: 2px solid blue; padding: 5px; display: inline-block; margin-bottom: 10px;">APP</div> <div style="border: 2px solid red; padding: 5px; display: inline-block;">GRADE</div>	<p><b>Success criteria:</b></p> <p>To analyse and describe the reasons for why Titanic was such a remarkable ship</p>	<p><b>Homework LP1 4</b></p>

<p><b>LP 1 – Week 5 - Learning Outcomes:</b></p> <p>1. <b>Students will</b> plan and design a persuasive advert to persuade people to join Titanic’s maiden voyage.</p>		<p><b>Success criteria:</b></p> <p>To create a persuasive advert that addresses the success criteria issued</p>	<p><b>Homework LP1 5</b></p> <p>Revise for SA – complete revision sheet</p>
<p><b>LP 1 – Week 6 - Learning Outcomes:</b></p> <p>1. <b>Students will use</b> propaganda devices to persuade people to join Titanic’s maiden voyage. Students will make <u>comparisons</u> with other ships at the time.</p> <p><b>Digital competence: 3.2</b></p> <p>2. <b>Students will complete the Summative Assessment.</b></p>	<div style="border: 2px solid blue; padding: 5px; display: inline-block; margin-bottom: 5px;">SA</div> <div style="border: 2px solid red; padding: 5px; display: inline-block;">GRADE</div>	<p><b>Success criteria:</b></p> <p>To use digital skills to produce an advert that persuades people to purchase a ticket for Titanic</p> <p style="text-align: center;">SA</p>	<p><b>Homework LP1 6</b></p>
<p><b>LP 1 – Week 7 - Learning Outcomes:</b></p> <p>1. <b>Students will be able to</b> <u>evaluate</u> their own Titanic advert. <b>Students will also</b> <u>describe</u> the events of the sinking of Titanic by completing a story-board – Part 1.</p> <p><b>Literacy focus: WL2.</b></p>		<p><b>Success criteria:</b></p> <p>To evaluate the effectiveness of their own work</p>	<p><b>Homework LP1 7</b></p>
<p><b>LP 1 – Week 8 - Learning Outcomes:</b></p> <p>1. <b>Students will</b> <u>describe</u> the events of the sinking of Titanic by completing a story-board – Part 2.</p> <p>2. <b>Students will</b> consolidate their understanding of the sinking of Titanic through the use of a <u>secondary</u> source [Titanic film]</p>		<p><b>Success criteria:</b></p> <p>To complete a story-board that summarises the events of the sinking of Titanic</p>	<p><b>Homework LP1 8</b></p>

**Please note this is subject to change**